

27 100m Backstroke Women Final

Official

1 Final 10 and younger

Official

heat Started at: 04:59 PM (- 1 min)

Lane	Competitor	Age	Club	RT	PTS	Rank	Result
0	Aubree Gill	10	Here...	0.87			DSQ
1	Maisie Thor...	9	Enter...	0.67		7	1:41.25 Entry: 1:43.42 -2.17
	25m: 23.60		50m: 49.36 (25.76)				
	75m: 1:15.69 (26.33)		100m: 1:41.25 (25.56)				
2	Heidi Benn...	9	Wha...	0.65		6	1:35.91 Entry: 1:37.48 -1.57
	25m: 22.80		50m: 47.46 (24.66)				
	75m: 1:12.13 (24.67)		100m: 1:35.91 (23.78)				
3	Heidi Greer	10	Napi...	0.76		2	1:29.20 Entry: 1:34.43 -5.23
	25m: 20.61		50m: 42.38 (21.77)				
	75m: 1:06.22 (23.84)		100m: 1:29.20 (22.98)				
4	Ataahua Wi...	10	Wha...	0.70		1	1:24.72 Entry: 1:25.61 -0.89
	25m: 19.71		50m:				
	75m: 1:03.64 (1:03.64)		100m: 1:24.72 (21.08)				
5	Hannah W...	10	Troja...	0.61		4	1:32.10 Entry: 1:34.40 -2.30
	25m: 22.17		50m: 46.21 (24.04)				
	75m: 1:10.29 (24.08)		100m: 1:32.10 (21.81)				
6	Honor John...	10	Troja...	0.87		3	1:31.90 Entry: 1:35.04 -3.14
	25m: 21.67		50m: 45.14 (23.47)				
	75m: 1:09.78 (24.64)		100m: 1:31.90 (22.12)				
7	Katy McCul...	10	Wha...	0.67		5	1:34.83 Entry: 1:38.01 -3.18
	25m: 21.28		50m: 45.03 (23.75)				
	75m: 1:09.97 (24.94)		100m: 1:34.83 (24.86)				
8	Emma Har...	10	Napi...	0.78		8	1:47.68 Entry: 1:50.92 -3.24
	25m: 24.26		50m: 51.22 (26.96)				
	75m: 1:20.12 (28.90)		100m: 1:47.68 (27.56)				
9	Archie-Paig...	9	Troja...	0.67			DSQ

2 Final 11 years

Official

















heat Started at: 05:02 PM (- 1 min)

Lane	Competitor	Age	Club	RT	PTS	Rank	Result
3	Keeva Sim	11	Troja...	0.66			DSQ

4	Sophia Kopu	11	Wha...	0.73	2	1:21.74 Entry: 1:21.85 -0.11
	25m: 19.29		50m: 39.81 (20.52)			
	75m: 1:01.47 (21.66)		100m: 1:21.74 (20.27)			
5	Meadow Te...	11	Napi...	0.68	1	1:20.72 Entry: 1:23.22 -2.50
	25m: 19.38		50m: 40.22 (20.84)			
	75m: 1:01.35 (21.13)		100m: 1:20.72 (19.37)			

3 heat	Final 12 years				Official		
Started at: 05:04 PM (- 1 min)							
Lane	Competitor	Age	Club	RT	PTS	Rank	Result
1	Katelyn Ho...	12	Napi...	0.93		7	1:32.66 Entry: 1:35.12 -2.46
	25m: 22.44		50m: 45.54 (23.10)				
	75m: 1:08.87 (23.33)		100m: 1:32.66 (23.79)				
2	Molly Baskett	12	Wha...	0.86		5	1:25.76 Entry: 1:28.13 -2.37
	25m: 20.49		50m: 42.49 (22.00)				
	75m: 1:04.58 (22.09)		100m: 1:25.76 (21.18)				
3	Alyvia Willi...	12	Enter...	0.67		3	1:22.12 Entry: 1:24.57 -2.45
	25m: 19.14		50m: 40.20 (21.06)				
	75m: 1:01.39 (21.19)		100m: 1:22.12 (20.73)				
4	Brooke Will...	12	Enter...	0.66		1	1:13.98 Entry: 1:17.83 -3.85
	25m: 17.10		50m: 35.57 (18.47)				
	75m: 54.63 (19.06)		100m: 1:13.98 (19.35)				
5	Aryah Davies	12	Here...	0.66		2	1:18.51 Entry: 1:19.81 -1.30
	25m: 17.92		50m: 37.70 (19.78)				
	75m: 58.28 (20.58)		100m: 1:18.51 (20.23)				
6	Brianna Kla...	12	Gree...	0.75		4	1:24.19 Entry: 1:27.38 -3.19
	25m: 19.08		50m:				
	75m: 1:02.94 (1:02.94)		100m: 1:24.19 (21.25)				
7	Honor Elton	12	Troja...	0.79		6	1:29.22 Entry: 1:32.02 -2.80
	25m: 21.01		50m: 43.70 (22.69)				
	75m: 1:07.19 (23.49)		100m: 1:29.22 (22.03)				
8	Alexa Stan...	12	Cart...	0.84			DSQ

4 heat	Final 13 years				Official		
Started at: 05:07 PM (- 1 min)							
Lane	Competitor	Age	Club	RT	PTS	Rank	Result
0	Harriet Joh...	13	Gree...	0.80		9	1:22.24 Entry: 1:20.38 +1.86
	25m: 18.20		50m: 38.65 (20.45)				
	75m: 1:00.61 (21.96)		100m: 1:22.24 (21.63)				
1	Casey Grui...	13	Troja...	0.63		6	1:14.93 Entry: 1:16.55 -1.62

	25m: 17.38	50m: 36.07 (18.69)							
	75m: 55.82 (19.75)	100m: 1:14.93 (19.11)							
2	 Zoe Baskett	13	 Wha...	0.59	4	1:11.98	Entry: 1:14.56	-2.58	
	25m: 16.86	50m: 35.19 (18.33)							
	75m: 53.83 (18.64)	100m: 1:11.98 (18.15)							
3	 Charlotte ...	13	 Com...	0.66	3	1:10.74	Entry: 1:12.31	-1.57	
	25m: 16.08	50m: 33.81 (17.73)							
	75m: 52.20 (18.39)	100m: 1:10.74 (18.54)							
4	 Ziva Bunker	13	 Wha...	0.62	1	1:06.68	Entry: 1:07.29	-0.61	
	25m: 16.03	50m: 32.56 (16.53)							
	75m: 49.97 (17.41)	100m: 1:06.68 (16.71)							
5	 Maggie Har...	13	 Troja...	0.71	2	1:09.79	Entry: 1:11.20	-1.41	
	25m: 16.72	50m: 34.24 (17.52)							
	75m: 52.26 (18.02)	100m: 1:09.79 (17.53)							
6	 Ryleigh Dor...	13	 Wha...	0.74	5	1:13.38	Entry: 1:13.83	-0.45	
	25m: 17.45	50m: 35.81 (18.36)							
	75m: 54.79 (18.98)	100m: 1:13.38 (18.59)							
7	 Emma Mill	13	 Troja...	0.73	7	1:16.08	Entry: 1:16.15	-0.07	
	25m: 18.63	50m: 37.74 (19.11)							
	75m: 57.34 (19.60)	100m: 1:16.08 (18.74)							
8	 Sophie Phe...	13	 Enter...	0.61	8	1:17.64	Entry: 1:18.26	-0.62	
	25m: 18.26	50m:							
	75m: 58.20 (58.20)	100m: 1:17.64 (19.44)							
9	 Kate Meynell	13	 Gree...	0.84	10	1:27.23	Entry: 1:27.57	-0.34	
	25m:	50m: 41.98 (41.98)							
	75m: 1:04.74 (22.76)	100m: 1:27.23 (22.49)							

5 Final 14 years

Official

heat







Started at: 05:09 PM (- 1 min)

Lane	Competitor	Age	Club	RT	PTS	Rank	Result	
3	 Mila Rasm...	14	 Napi...	0.72	3	1:25.53	Entry: 1:25.62	-0.09
	25m: 20.07	50m: 41.37 (21.30)						
	75m: 1:03.79 (22.42)	100m: 1:25.53 (21.74)						
4	 Elaijah Man...	14	 Cent...	0.85	1	1:18.85	Entry: 1:21.85	-3.00
	25m: 19.92	50m: 39.37 (19.45)						
	75m: 59.23 (19.86)	100m: 1:18.85 (19.62)						
5	 Sylvie Trav...	14	 Pirat...	1.19	2	1:23.74	Entry: 1:24.72	-0.98
	25m: 19.63	50m: 40.36 (20.73)						
	75m: 1:01.90 (21.54)	100m: 1:23.74 (21.84)						

6 Final 15 years

heat Started at: 05:11 PM (- 1 min)							
Lane	Competitor	Age	Club	RT	PTS	Rank	Result
2	Harper Gill	15	Here...	0.80		5	1:14.82 Entry: 1:17.55 -2.73
	25m: 17.61		50m: 36.09 (18.48)				
	75m: 55.23 (19.14)		100m: 1:14.82 (19.59)				
3	Zyanja Rud...	15	Enter...	0.64		2	1:08.46 Entry: 1:11.75 -3.29
	25m: 15.83		50m: 32.83 (17.00)				
	75m: 50.75 (17.92)		100m: 1:08.46 (17.71)				
4	Charlotte M...	15	Troja...	0.57		1	1:05.91 Entry: 1:06.99 -1.08
	25m: 15.40		50m: 31.87 (16.47)				
	75m: 48.94 (17.07)		100m: 1:05.91 (16.97)				
5	Emma Don...	15	Gree...	0.69		3	1:09.99 Entry: 1:09.97 +0.02
	25m: 16.27		50m: 33.96 (17.69)				
	75m: 52.35 (18.39)		100m: 1:09.99 (17.64)				
6	Ciara Whyte	15	Pirat...	0.77		4	1:13.20 Entry: 1:14.40 -1.20
	25m: 17.16		50m: 35.85 (18.69)				
	75m: 54.96 (19.11)		100m: 1:13.20 (18.24)				

7 Final 16 and older							
heat Started at: 05:13 PM (- 1 min) Official							
Lane	Competitor	Age	Club	RT	PTS	Rank	Result
0	Eva Kinsella	17	Com...	0.71		10	1:11.18 Entry: 1:10.62 +0.56
	25m: 16.41		50m: 33.97 (17.56)				
	75m: 52.40 (18.43)		100m: 1:11.18 (18.78)				
1	Rio Sasam...	17	Enter...	0.66		7	1:08.61 Entry: 1:09.42 -0.81
	25m: 16.23		50m: 33.31 (17.08)				
	75m: 50.81 (17.50)		100m: 1:08.61 (17.80)				
2	Kate McLar...	18	Troja...	0.67		6	1:06.29 Entry: 1:07.04 -0.75
	25m: 15.79		50m: 32.39 (16.60)				
	75m: 49.55 (17.16)		100m: 1:06.29 (16.74)				
3	Charlotte C...	20	Here...	0.64		5	1:06.03 Entry: 1:05.94 +0.09
	25m: 14.76		50m: 31.41 (16.65)				
	75m: 48.62 (17.21)		100m: 1:06.03 (17.41)				
4	Emma God...	28	Here...	0.56		1	1:00.10 Entry: 1:00.34 -0.24
	25m: 13.89		50m: 29.02 (15.13)				
	75m: 44.59 (15.57)		100m: 1:00.10 (15.51)				
5	Breeze van...	17	Here...	0.60		2	1:02.13 Entry: 1:03.47 -1.34
	25m: 14.59		50m: 29.86 (15.27)				
	75m: 45.98 (16.12)		100m: 1:02.13 (16.15)				
6	Holly Stanf...	17	Troja...	0.63		3	1:04.28 Entry: 1:06.24 -1.96

	25m: 15.20	50m: 31.20 (16.00)		
	75m: 47.79 (16.59)	100m: 1:04.28 (16.49)		
7	 Evie Skidm...	18  Troja... 0.74	4	1:05.35 Entry: 1:07.81 -2.46
	25m: 15.53	50m: 31.70 (16.17)		
	75m: 48.44 (16.74)	100m: 1:05.35 (16.91)		
8	 Maisie Pullan	17  Here... 0.71	8	1:08.66 Entry: 1:10.27 -1.61
	25m: 15.66	50m: 32.54 (16.88)		
	75m: 50.75 (18.21)	100m: 1:08.66 (17.91)		
9	 Georgia Mill	16  Troja... 0.65	9	1:08.85 Entry: 1:11.04 -2.19
	25m: 16.48	50m: 33.75 (17.27)		
	75m: 51.39 (17.64)	100m: 1:08.85 (17.46)		